



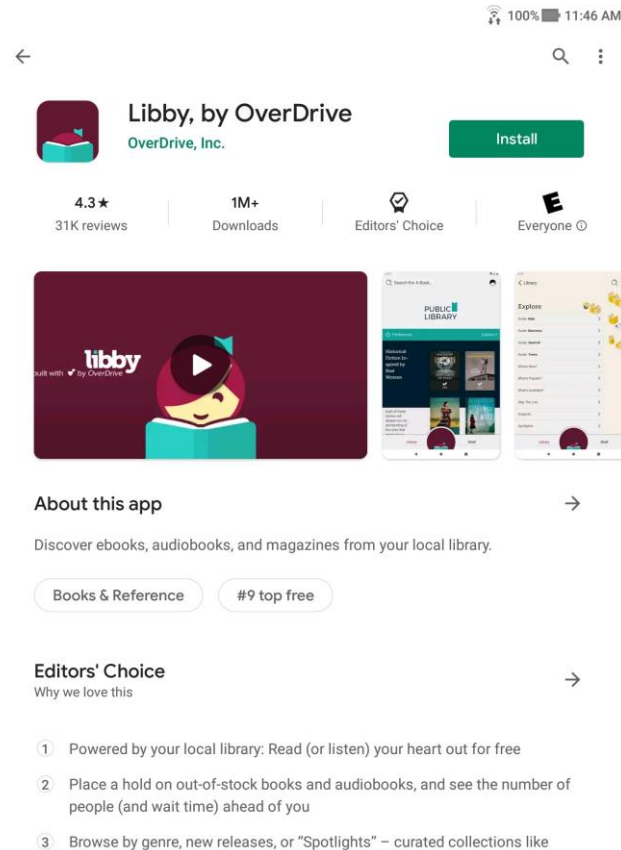
Libby, by OverDrive

Instructions for downloading the free Libby app on an Android device.


ICC students, faculty, and staff can use the free Libby app to browse, check out and read e-books and audiobooks.

Get the Libby, by OverDrive app on Google Play

Click Install



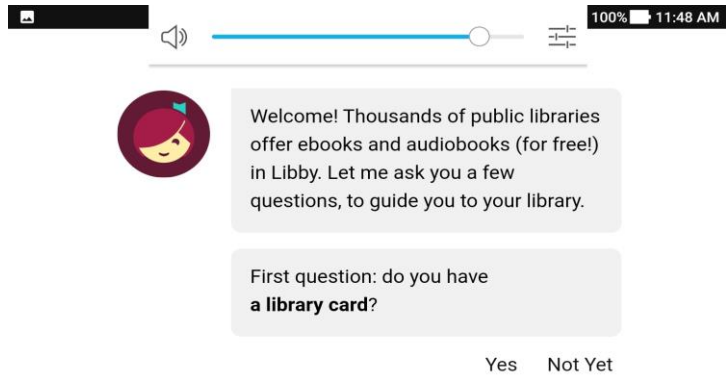
Click Open



Get Started with Libby. Answer a series of questions.

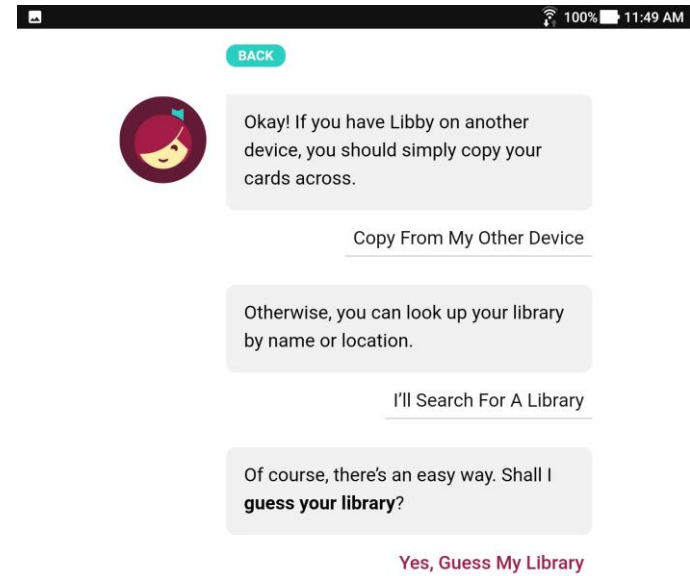
Do you have a library card?

Select Yes.



A screenshot of the Libby app's onboarding screen. At the top, there is a status bar with a battery icon, a speaker icon, a volume slider, and a signal strength icon. The time is 11:48 AM and the battery is at 100%. Below the status bar is a circular avatar of a smiling woman with red hair. To the right of the avatar is a text box that reads: "Welcome! Thousands of public libraries offer ebooks and audiobooks (for free!) in Libby. Let me ask you a few questions, to guide you to your library." Below this is another text box that asks: "First question: do you have a library card?". At the bottom right, there are two buttons: "Yes" and "Not Yet".

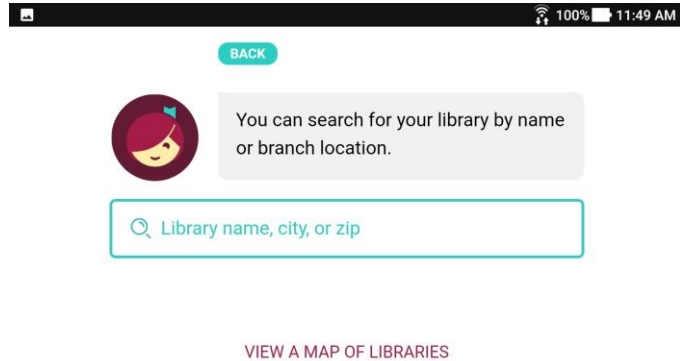
**Choose second option.
"I'll Search For A Library"**



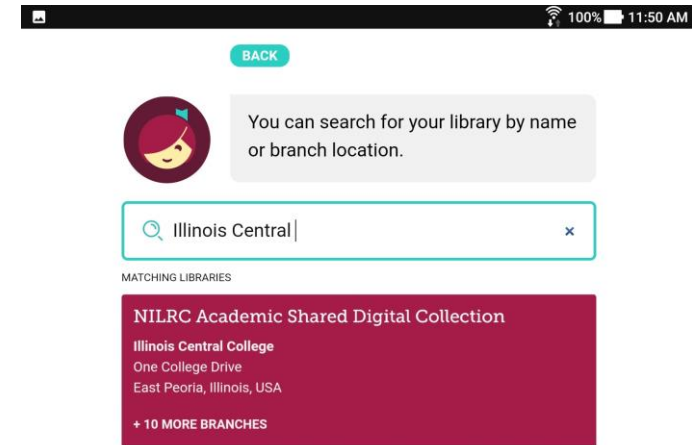
A screenshot of the Libby app's onboarding screen. At the top, there is a status bar with a battery icon, a speaker icon, a volume slider, and a signal strength icon. The time is 11:49 AM and the battery is at 100%. Below the status bar is a circular avatar of a smiling woman with red hair. To the right of the avatar is a text box that reads: "Okay! If you have Libby on another device, you should simply copy your cards across." Below this is a button labeled "Copy From My Other Device". Below that is another text box that reads: "Otherwise, you can look up your library by name or location." Below this is a button labeled "I'll Search For A Library". Below that is a text box that reads: "Of course, there's an easy way. Shall I guess your library?". Below this is a button labeled "Yes, Guess My Library".

Search for Illinois Central College.

Type Illinois Central College

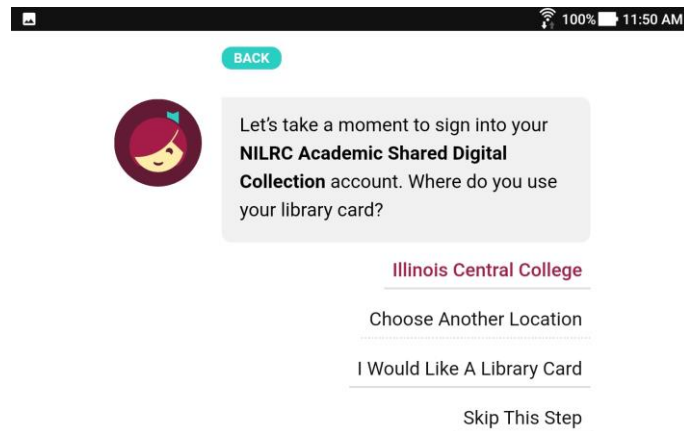


Select NILRC Academic Shared Digital Collection

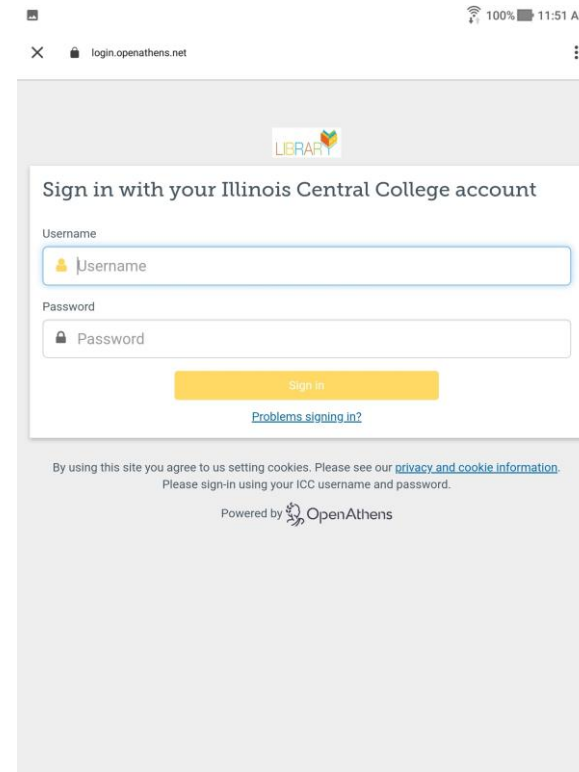


Sign-in to NILRC Shared Collection.

Click on Illinois Central College



Login Via The ICC Library



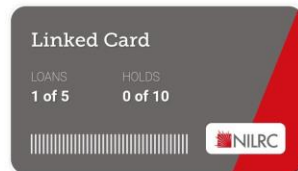
* ICC Faculty/Staff - select Faculty/Staff and then login with Microsoft 365 credentials

ICC Access to NIRLC Shared Collection.

**Rename Library Card or
Click Next**



Okay, you're signed in! Here is your library card.



[Rename Card](#) [Next](#)

**Congratulations! You are in.
Homepage looks like this:**

