

BANK WIRE PAYMENT METHOD INSTRUCTIONS

Log into the online payment system (epay) either through eServices or from the [Online Payment System](https://epay.icc.edu/C20866_tsa/web/login.jsp) link (https://epay.icc.edu/C20866_tsa/web/login.jsp) on the MyICC page.

Click on User Type for Login

Students and Staff

Use your eServices Login and Password

eServices Login

Password

Login

Need assistance logging in? Email OnlinePaymentSupport@icc.edu.

Authorized User

Welcome to the ICC Student Payment System

- Get up-to-date account balance and view real-time activity.
- Make secure payments with multiple payment methods.
- Set up an eRefund account.
- View payment and refund history.
- Enroll in a payment plan to pay an account balance in installments.
- Authorize others (parents, employers, etc.) to have their own access.

The system is available 24/7 for your convenience. Students and staff may log in using their eServices Login and Password. Parents, guardians, or employers require student permission through the student's authorized user process. If you have any questions about the system, please send an e-mail to Onlinepaymentsupport@icc.edu.

Once logged in (using eServices login credentials), select the green **Make Payment** button from the home screen.

Balance **\$1,407.94**

[View Activity](#) [Enroll in Payment Plan](#) [Make Payment](#)

Select **Pay by term**, put a check in the box next to the appropriate term and enter the dollar amount you want to pay.

Account Payment

Amount Method Confirmation Receipt

Payment Date 7/16/19

<input type="radio"/> Current account balance	\$1,407.94	<input type="text" value="1,407.94"/>
<input checked="" type="radio"/> Pay by term		
<input checked="" type="checkbox"/> Fall 2019	\$1,338.00	<input type="text" value="1,338.00"/>
<input type="checkbox"/> Summer 2019	\$69.94	<input type="text" value="69.94"/>

Payment Total: \$1,338.00

Memo

[Continue](#)

BANK WIRE PAYMENT METHOD INSTRUCTIONS

The Bank Wire payment is processed through Western Union Business Solutions. Select **Bank Wire** from the Select Method drop down menu.

Account Payment



Amount



Method



Confirmation



Receipt

Amount \$1,350.00

Method

Back

Cancel

Continue

*Credit card payments are handled through PayPath®, a tuition payment service. A non-refundable service fee will be added to your payment.

Electronic Check - Payments can be made from a personal checking or savings account.

Bank Wire - We accept payments in your local currency or US \$ through Western Union Business Solutions.

WESTERN UNION® is a registered service mark of Western Union Holdings, Inc. and is used with permission.



Account Payment



Amount \$1,338.00

Method

- Select Method
- Electronic Check (checking/savings)
- Credit Card via PayPath
- Bank Wire**

Back

Cancel

Continue

*Credit card payments are handled through PayPath®, a tuition payment service. A non-refundable service fee will be added to your payment.

BANK WIRE PAYMENT METHOD INSTRUCTIONS

There are three (3) steps to the Bank Wire process.

- Step One Fill in required Payer information and complete transaction in Bill+Payment.
- Step Two Take bank wire transfer instructions to the banking institution.
- Step Three Wire the funds to Illinois Central College within three business days.

Because there are currency exchange rates at play for international transfers, the guaranteed exchange rate for bank wires is only good for three (3) days.

Type in the name of country from which you are paying (what country the funds will be coming from). A list of country names will show as you type in the country name. Click **Continue** after entering country name.

Bank Wire ×

Choose the country you're sending your payment from

Student Name:	[REDACTED]
Term:	2203
Payment Amount:	\$1,338.00 USD

Country

Country you are paying from:

Bank Wire

Pay with bank wire transfers from your home country, in your local currency. Your payment will be posted to your student account when cleared funds are received from your bank. Your bank may charge a fee for wire transfers. Please pay your bank separately for any wire fees. To pay by bank wire, follow the steps below:

Step One Fill in the information required on the next page.

Step Two Use bank wire transfer instructions and present to your bank.

Step Three Wire funds to Illinois Central College within three business days.

Continue **Cancel**

Bank Wire ×

Choose the country you're sending your payment from

Student Name:	[REDACTED]
Term:	2203
Payment Amount:	\$1,338.00 USD

Country

Country you are paying from:

Bank Wire

Pay with bank wire transfers from your home country, in your local currency. Your payment will be posted to your student account when cleared funds are received from your bank. Your bank may charge a fee for wire transfers. Please pay your bank separately for any wire fees. To pay by bank wire, follow the steps below:

Step One Fill in the information required on the next page.

Step Two Use bank wire transfer instructions and present to your bank.

Step Three Wire funds to Illinois Central College within three business days.

Continue **Cancel**

BANK WIRE PAYMENT METHOD INSTRUCTIONS

Complete required Payer Information fields. The payment amount is listed in USD and is the amount entered under Pay by term. Enter your first name, last name, address, city, and currency you want to use to pay the amount. The country comes from the previous page and the currency options are based upon the country entered. Enter the email address where you would like the payment instructions sent.

Bank Wire

Student Information

Student Name:	
Term:	2203
Payment Amount:	\$1,338.00 USD

Payer Information

The following information is required about the payer who is the individual that initiates the wire transfer from their local bank.
*** Indicates required field**

*First Name:	
*Last Name:	
*Address Line 1:	1 College Drive
Address Line 2:	
*City:	Beijing
*Country	China
State/Province:	
Postal/Zip Code:	
*Pay By Currency:	Chinese Yuan - CNY

Please enter your email address to which you would like the payment instructions sent:

*Email Address:	rachel.pace@icc.edu
-----------------	---------------------


Continue **Cancel**

Cancel

BANK WIRE PAYMENT METHOD INSTRUCTIONS

The Guaranteed Exchange Amount page shows the amount you will send in your designated currency. The exchange rate is guaranteed for three (3) business days. Your payment will not post to your student account until the funds are received from the your banking institution. You must click **Accept** to complete the transaction and get the instructions.

Bank Wire



Guaranteed Exchange Amount

Send This Amount: 9,397.58 CNY

Your payment of 9,397.58 CNY will be posted to your student account in the amount of \$1,338.00 USD upon receipt of the cleared funds.

Accept now to receive your Bank Wire Instructions. This exchange amount is guaranteed by Western Union Business Solutions and the wire must be sent from your bank within **3 business days**.


Your payment will be posted to your student account when the funds are received from your bank.

Accept **Cancel**

WESTERN UNION® is a registered service mark of Western Union Holdings, Inc. and is used with permission.

The instructions will be emailed but they are also available for download. There is no separate fee from Western Union to complete the wire transfer but some banks may charge a fee to process the wire transfer payment. You must present the instructions to your banking institution and wire the funds to ICC as directed within three (3) business days. You should keep the wire transfer receipt from your bank and make sure the transfer information matches the Western Union Order number. The instructions are one-time use only. Exit the screen by clicking **Finish**.

Bank Wire



Bank Wire Instructions

Your guaranteed exchange amount is provided through Western Union Business Solutions for a period of three business days. No payment has been made on your student account at this time. These instructions have been sent to rachel.pace@icc.edu.

You must follow the specific instructions to pay via bank wire to Illinois Central College. Bank wires sent by any other means may not be recognized for payment, nor will they post to your student account.

Please pay your bank separately for any wire transfer fees that they may charge. In Field 71a within the SWIFT document you must choose "OUR" to guarantee that we will receive the payment in full.

Step One: Take these instructions and present them to your bank or any bank in your home country.
Step Two: Wire your funds to the university account as directed within three business days.
Step Three: Keep the bank wire receipt from your bank.
Step Four: Review your banks receipt and confirm that the transfer information and Western Union Order number are correct.

Do NOT reuse these instructions for future payments.

Western Union does not charge additional fees. However, your bank may charge a fee for wire transfers. Please pay your bank separately for any fees they may charge.


Download Payment Instructions **Finish**

WESTERN UNION® is a registered service mark of Western Union Holdings, Inc. and is used with permission.

BANK WIRE PAYMENT METHOD INSTRUCTIONS


The payment instructions will look something like below. When payment is received from your bank, Western Union Business Services will mark the pending payment as cleared. It will then be picked up in the batch process which transmits the payment data to Campus Solutions. The **On-Line Bank Wire Payment** will be posted to your account and be visible in eServices.

IMPORTANT – FINAL STAGE FOR PAYMENT



You're nearly there! To help us make sure your payment arrives on time and in full, please complete your transfer as soon as possible using the instructions below.


The XXXXXXXXXX Samantha Vique
This quote can only be used for one (1) payment and is valid until 19/07/2019 13:52:02 CDT
For further payments please request a new quote.
IMPORTANT: Use the payment reference number or we may not recognise your payment.



PAY AT YOUR BANK

Simply print this page and take it into your bank (NOT a Western Union branch) and they'll do the rest.

IMPORTANT: Please note that you cannot pay by cash or cheque.



PAY ONLINE

Where the service is available, the easiest way to complete payment is through your online banking, with the details below.

Payment Reference:	EUSS00702069798
Currency and Amount to Pay:	RMB 9,397.58
Beneficiary Name:	APM ACC
Beneficiary Account/IBAN:	00000
Beneficiary Address:	1152 15th Street NW, 7th Floor Washington, DC, 20005 Washington, District of Columbia, 20005
Bank Name:	APM ACC
Bank SWIFT:	TEST
Bank Address:	PAYMENT DETAILS ON PDF


PROCESS INSTRUCTIONS FOR YOUR BANK

Please allow your customer to pay us via Western Union Business Solutions by ensuring the:

1. Payment reference shown above is included
2. Beneficiary name remains **APM ACC**
3. Currency used is **RMB**
4. Please use **ALL** account details provided above and process a cross-border payment.

NEED HELP?

Remember, we're here to help. If you have any questions relating to this transfer, please contact Western Union Business Solutions at studentinquiries@westernunion.com



© 2017 Western Union Holdings Inc. All rights reserved.
 Western Union Business Solutions is a business unit of The Western Union Company. Services in the US are provided by Custom House USA, LLC (NMLS ID: 206285; MA MIT license #: F1206285) and Western Union Business Solutions (USA), LLC (NMLS ID: 907333; MA MIT license #: F10041) (collectively referred to as "WUBS" or "Western Union Business Solutions"). For a complete listing of US state licensing, visit <http://business.westernunion.com/about/noticeof>. For additional information about Custom House USA, LLC and Western Union Business Solutions USA, LLC visit <http://business.westernunion.com/About/Compliance-Legal>.